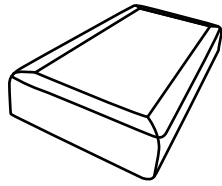


# MONTERINGSVEJLEDNING BOX MED VELCRO COVER

## ASSEMBLY INSTRUCTIONS WITH VELCRO COVER



x 4 ben (BE) Hvis tilkøbt




x 1 Box (B)

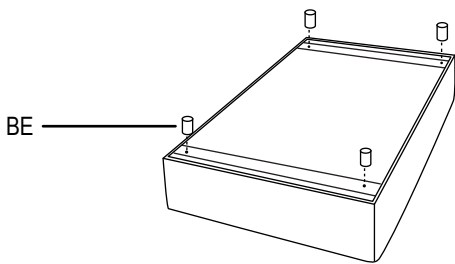


x 1 Cover (C)

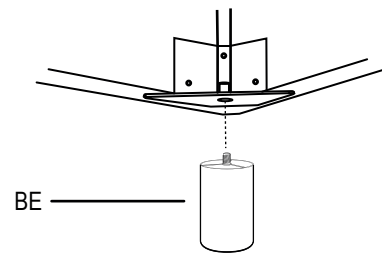


x 1 Top (T)


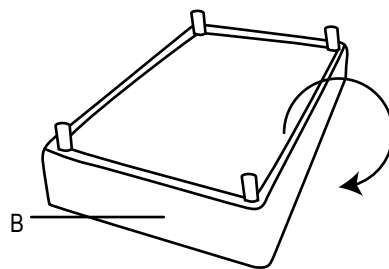
**1a** Vejledning hvis formonteret benlamel 



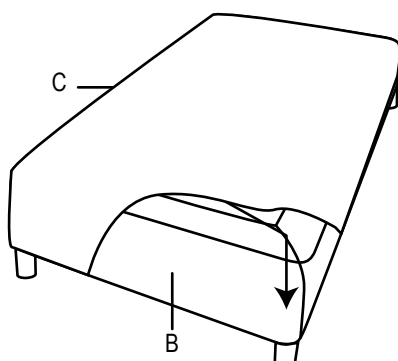
**1b** Vejledning hvis formonteret 3d beslag 



**2**



**3** Cover monteres over box og fæstnes på velcro.



**4**

