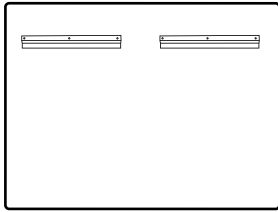
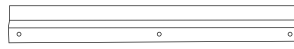


MONTERINGSVEJLEDNING GAVL AFLANG/OVERLAP

INSTALLATION INSTRUCTIONS HEADBOARD OBLONG/OVERLAP



x 1 Headboard (H)



x 1 Headboard Bracket (B)




x Assembly bracket (A)

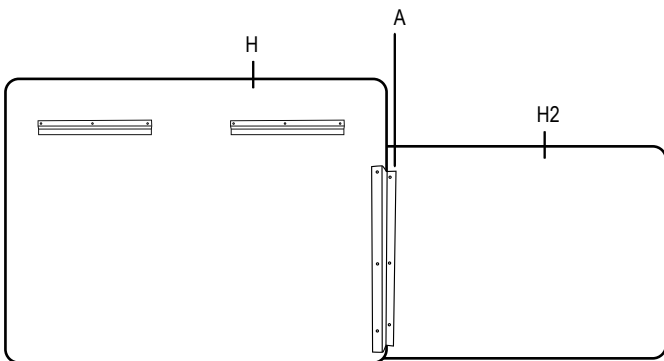
x Headboard 2 (H2)



1 Monteres på væg
To be mounted on wall



2 Hvis 2 gavle
If 2 Headboards



3

