
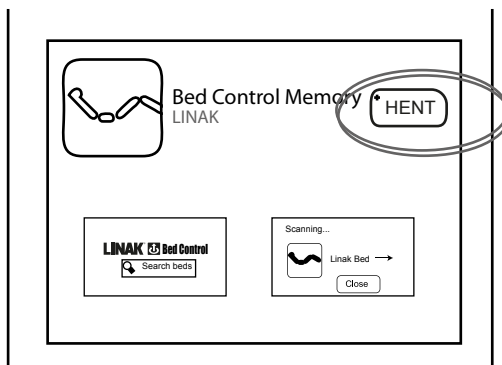


# BRUGSVEJLEDNING LINAK APP TD4 ADVANCED

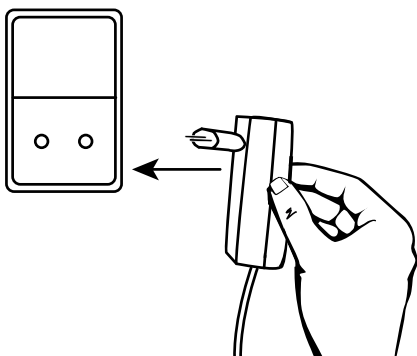
## INSTRUCTION LINAK APP TD4 ADVANCED



- 1 Hent App'en "**BED CONTROL MEMORY**" (Blåt ikon) fra App store (apple) eller Google store (Android)  
Download the App "**BED CONTROL MEMORY**" (Blue icon) from App store (Apple) or Google store (Android)

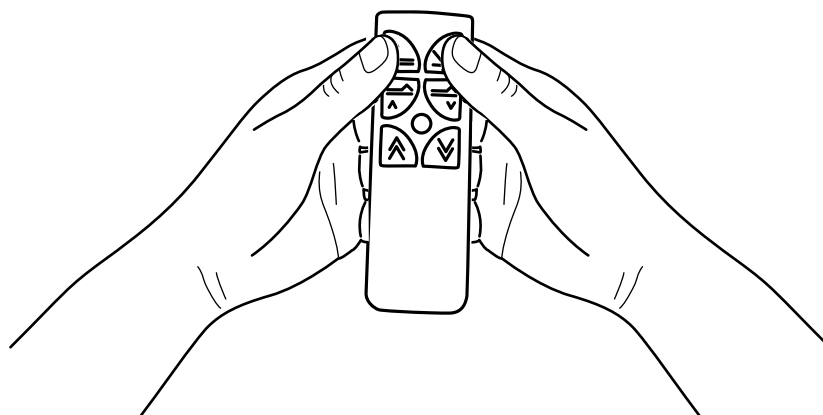


- 2 Tilslut strøm til motoren. Motoren blinker og er nu i aktiveringsmode i 3 min  
Plug in the Power Supply. The engine starts to flash. You now have 3 min to activate your devices

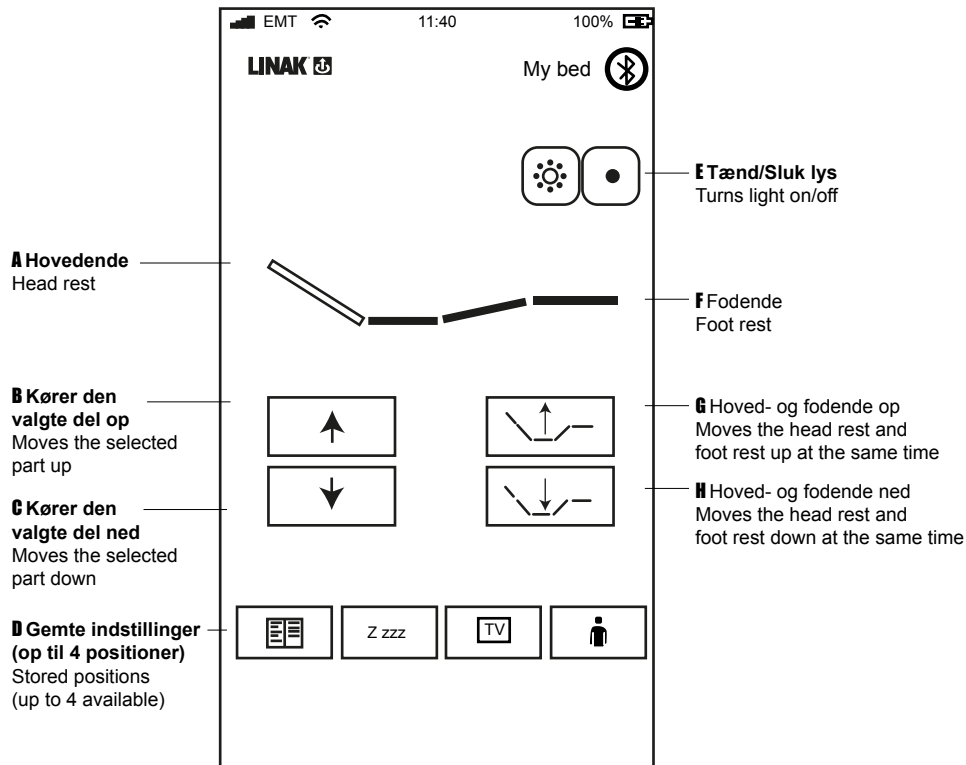


Hvis der ikke opnås kontakt inden for 3 min, tages strømmen fra i 5 min, og der forsøges igen.  
If you didn't get connected within 3 min, unplug the power supply for more than 5 min and try again.

- 3 Hvis der ønskes forbindelse til fjernbetjening og mobil/tablet trykkes de to øverste knapper ned på samme tid, motoren blinker stadig, hvilket viser, den stadig er i aktiveringsmode.  
If you want to connect both remote control and phone/tablet press two head rest buttons at the same time, then the engine will continue flashing.



- 6 **Start *BED CONTROL MEMORY* og tryk på en vilkårlig funktion for at oprette forbindelse**  
**Start *BED CONTROL MEMORY* and press any button to connect**



## Hvordan bruger du App'en

How to use the App

### VÆLG HOVED- ELLER FODENDE / Select head or foot

Vælg hvilken del, der skal eleveres

**A** Hovedende eller **F** Fodende

Select which part to operate head or foot

**A** Head rest or **F** Foot rest

### OP (B) / Up

Eleverer den valgte del op

Moves the selected part up

### NED (C) / Down

Eleverer den valgte del ned

Moves the selected part down

### GEMTE INSTILLINGER (D) / Stored positions

Mulighed for op til 4 personlige positioner

Tryk på knappen og positionen er gemt

4 stored positions can be directly accessed

by pressing the corresponding button

### LYS (E) / Light

Tænd/Sluk knapper for lys

Turns on and off a connected light

### SYNKRONISERET OP ELLER NED (G + H)

/ Synchronize drive up or down

Eleverer begge dele op eller ned samtidigt

Moves both head and foot up or down at the same time  
 - independent of the selected part

## 7 Nødsænkning

Emergency lowering

